



inspire
& be inspired

Hrvatsko udruženje profesora engleskog jezika
Croatian Association of Teachers of English

NEWSLETTER

HUPE Newsletter No. 14 • April 2017



EDITOR'S NOTE

Dear HUPE members,

The last three months have been hectic. HUPE continues to work hard on all fronts, organising branch meetings, attending international conferences and planning the next HUPE Conference.

The 25th Annual HUPE Conference is over and we would like to thank you all for your feedback forms. They will be very useful since the preparations for the 26th Annual HUPE Conference are well underway. We are proud to say that more than 500 participants attended the 25th conference and helped us celebrate our birthday. This was also an election year and we have a new Executive and Supervisory board. We would like to say a big THANK YOU to all the sponsors and participants.

In the **HUPE Branches** section, you can read about the workshops held all around Croatia.

The **International Conferences** section brings you the report from Slovenia. In case you would like to attend an international conference yourself, take a look at the **Upcoming Events**.

You will find many wonderful ideas for your classroom in our **A Sneak Peek into Our Classrooms**.

If you would like to spend the summer learning about English culture and sharing ideas with other teachers from Europe, take a look at the SOL teacher courses.

If you would like to contribute to the Newsletter on a more regular basis, please contact us. We would like to have you on board!

We are also pleased to announce that HUPE is issuing a call for article submissions for the next HUPEzine. The deadline is May 1st.

We invite you to send us your stories, comments, or reviews to hupe.newsletter@gmail.com.

Have a wonderful spring and thanks for all your support.

Yours,

Dajana

HUPE Executive Committee

Dubravka Blažić
Sanja Božinović
Lidija Branilović
Gordana Bujanić Tretinjak
Željka Jakušić Čejka
Irena Pavlović
Dajana Vukadin

HUPE Supervisory Board

Suzana Anić- Antić
Ana Galac
Davorka Nekić



Thank you!!!



ABELTA Project goes on

Lidija Branilović, HUPE Public Relations
Sanja Božinović, HUPE President

The representatives of Albania, Bosnia and Herzegovina, Croatia, Macedonia, Montenegro, Serbia and Slovenia once again met and discussed the ELT issues we would all like to work on together during the next period of time. The meeting of the representatives of the Alliance of Balkan English Language Teachers' Associations (ABELTA) took place at the 24th IATEFL Slovenia conference in Topolšica, 9-12 March, under the sponsorship of Regional English Language Office (RELO).

The RELO head officer, Jen MacArthur, participated as well. The meeting was the opportunity to show the RELO Office how ABELTA as a project is important to bring the associations together, to connect the people within them, to include as many teachers and students as possible, in all the countries that take part in the project.

A lot of interesting and important topics were discussed and the final conclusion was to engage as much as possible in the projects we all find interesting for our national associations. The participating associations plan to start several projects and invite the partners from ABELTA to participate. That way the associations will get an opportunity to work together in the projects they find important for their TAs.

Finally, we all agreed to use every opportunity to meet, to find time during the conferences of the participating TAs, to include ABELTA meetings into the programmes of the conferences. The first of the follow-up meetings was at the 25th Annual HUPE Conference in Šibenik and we arranged the next meeting in Serbia, during the ELTA conference in May.



HUPE BRANCHES

KARLOVAC BRANCH MEETING

HUPE - Karlovac held its first meeting in the school year 2016/2017 in Karlovac Town Library, Banjavčičeva 2 on 19 November 2016. The meeting was attended by nine teachers.

It was a great pleasure to have HUPE President Sanja Božinović and HUPE Vice president Željka Jakušić Čejka as presenters.

Sanja Božinović ran a workshop Rubrics for Teachers and Students. In this workshop, teachers got introduced to the topic of rubrics, a tool which promotes student centered teaching and helps the teacher state the standards and objectives, describe and assess the quality of students' work as well as offer feedback. They are also a way for students to reflect on and then improve their work. Teachers got acquainted with the process of creation of different kinds of rubrics. They analysed, adapted and discussed some rubrics and the advantages and the challenges of using them with students.

Our colleague Željka Jakušić Čejka ran a very dynamic workshop I like to move it! In this workshop, Željka explained why it is important to have in class some activities that encourage students to move. During this workshop teachers enjoyed participating some games and activities which should encourage students to be more active in class. We all agreed in the end of the meeting that being engaged both physically and mentally, students are also more productive and less tired.

Dubravka Lapčić
HUPE Karlovac Branch President



HUPE Karlovac

The second HUPE Karlovac Branch meeting in school year 2016/2017 was held on **Saturday 11th March 2017 at 10 00 a.m. at Mješovita industrijsko-obrtnička škola, Domobraska 2, Karlovac.** The meeting was attended by fourteen teachers.

Mirjana Podvorac, an expert assistant at Narodno sveučilište Dubrava, Zagreb had a 45 min **presentation The use of drama in EFL teaching** followed by a 45 min **workshop A Bit of Drama.**

The aim of the presentation and the workshop was



to show how the ongoing echo of Shakespeare's literary genius resonates in modern British society and the English language and how the use of drama can facilitate the EFL teaching and learning.

The presentation introduced us to the topic of process drama and the actual differences between the **traditional drama** and **process drama (drama in education)**. There was a talk about the elements of traditional theatre which focuses on the outcomes of the performance and its effect on the audience. On the other hand, the focus of process drama i.e. educational drama is on the process of creating drama in class and students who are at the same time both actors and the audience. In a process drama, **students and teachers co-create the story** developed through a sequence of scenarios. While the traditional drama focuses on memorizing and rehearsing, the educational drama focuses on co-creativity, communication and improvisation. The teachers were reflecting on why, how and to what extent will introducing drama in class affect EFL teaching. We were also introduced to and discussed the benefits of using process drama in class. Although some teachers might see the preparation and use of drama time-consuming, its benefits for students shouldn't be neglected! **Process drama** activates students' use of language, develops their communication skills and improves speaking style. In the end of the presentation, Mirjana Podvorac presented a number of warm-up activities to be used in educational drama.



The workshop that followed was based on Macbeth, one of the shortest yet the bloodiest of Shakespeare's plays. The presenter showed how play is not only interesting because of the form of the language, but also from the cultural point of view. It has recently resurfaced in contemporary cultural and political context of the United Kingdom, in the eve of and in the days following Brexit. The very topic of the play, the devastating consequences of ambition for those who desire power for its own sake, makes it as intriguing today as it was in 1606 when it appeared.

The workshop showed how famous lines used by the main characters in the play appeared in newspaper headlines and public speech presented in the media in pre and post Brexit Britain and the USA, thus showing how deeply the play is rooted in the language and culture of the English speaking countries.

Teachers had the opportunity to try their acting abilities connecting past and present, language expressed and hidden meanings in a very interesting, creative and challenging way.

Dramawise, both the presentation and the workshop showed to what extent introducing the elements of drama can aid the EFL teaching and make learning a much more enjoyable process.

Dramawise, both the presentation and the workshop showed to what extent introducing the elements of drama can aid the EFL teaching and make learning a much more enjoyable process.

Dubravka Lapčić
HUPE Karlovac Branch President

HUPE Rijeka Branch, meeting no.2

The second meeting of HUPE Rijeka Branch was held on 4th February 2017 at Faculty of Humanities and Social Sciences and we had two guest presenters:

1. Culture and civilization in English language teaching, Ana Kolic Markovic
2. Gamifying difficult learners, Dora Bozanic


First presentation talked about Culture and civilization in English language teaching (Culture as a fifth language skill, ELT – multilayer process of teaching, Students' motivation increase, Goals of culture/civilization in ELT, Examples from practice).



The second dealt with Gamifying difficult learners and gave an insight into how gamification can improve the productivity of classes and students who find it difficult to focus. Presenter gave a low-tech and a high-tech strategy on how to implement it in teaching and learning.

About thirty members attend the Saturday morning meeting, had loads of laugh and hugs and went home with new ideas once more.

Anita Jokić, prof.
HUPE Rijeka Branch President



HUPE Slavonski Brod

The third Slavonski Brod HUPE Branch meeting was held on February 23 2, 2017. The venue, as always, was Ekonomsko-birotehnička škola Slavonski Brod. 16 teachers attended the meeting and enjoyed the relaxing and interesting content of the workshops, as well as the laid-back atmosphere.

This time we had two workshops. The first one, ***Fairy-tales in English***, was run by **Lidija Čorni** and **Kornelija Šebalj**. They presented many wonderful, motivating and interesting ideas that can be implemented in the teaching process and increase our students' interest. We enjoyed the rich and elaborately made 'story sacks' the content of which brought us back into our childhood days, when we were fascinated by fairy tales.

In the workshop run by **Nikolina Pranjić**, **Lapbooks**, we put all our creative energy into making some lapbooks on our own, testing our creativity, knowledge and presentation skills. We were successful (to a greater or lesser extent) in presenting our 'works of art' to the rest of the group. A lively discussion ensued on various ways in which lapbooks can be used with students both in primary and secondary school.

Irena Holik and **Iva Čokolić** (who was not able to attend the meeting, but had sent a written report) shared with us the knowledge and ideas they had gained by participating in the British Council webinars, which they had won as prizes at the last year's HUPE Conference.

Our following meeting will be held in May.

Slavonski Brod HUPE Branch President
Mirta Kos Kolobarić



SPLIT BRANCH MEETING REPORT

Second HUPE Split branch meeting for the school year 2016/17 was held on December 6, 2016 at Primary School Don Lovre Katić. The agenda included:

1. Workshop *Collaborative School Development* (as a part of *Future Classroom Lab* project)
2. Hands-on workshop on *Kahoot* web tool

Both workshops were held by Vanja Fazinic. The meeting was attended by 19 English teachers.

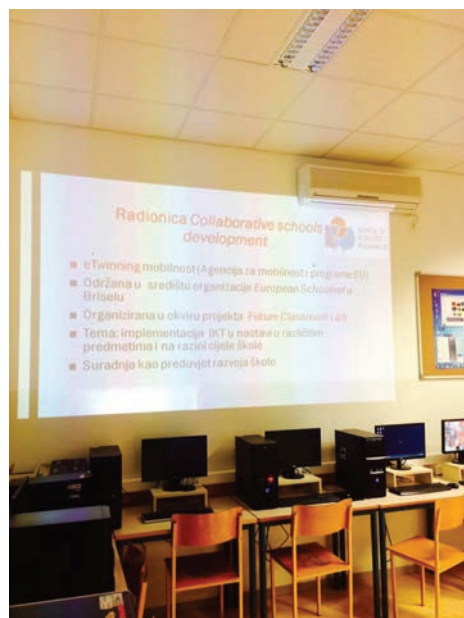
In her first workshop, Vanja Fazinić disseminated her experiences from eTwinning professional development workshop *Collaborative School Development* which was held in Brussels in October, 2016. In the second part, participants were introduced to an interactive web tool Kahoot. Kahoot is intended for quiz, discussions and questionnaires creation. It is suitable for students of all ages. At the end of a quiz, we get an insight into analysis of all answers. What makes Kahoot so special is that it is motivating for the students since it uses game elements. What is more, it can be a great tool for formative knowledge evaluation. At this 'hands-on' workshop teachers got to create their own Kahoot account and quiz.

two workshops, one by Ivana Duran and other by Alenka Miljević. 16 teachers registered for the meeting but it was attended by 13 people.

The topic of Ivana's workshop was Pedagogical communication – motivating students in the classroom. Although we often think of it as one of the oldest topics since the beginning of education, Ivana showed us it's rather new and warned us about its importance in the classroom. She gave an overview of what we know and an insight into scientific approach to communication. She also presented classroom communication techniques.

Alenka presented one of her numerous projects. As part of the Erasmus+ programme and KA1 project "Innovation, Creativity, Openness – Knowledge for the Future" she attended a course for teachers in Dublin called "Talking to people: Cooperative Methodology for teaching". On this occasion she shared her experiences about Irish life and culture, what she learned from a visit to an Irish school and some practical online resources and tips for our classroom like videos and radio documentaries with educational worksheets.

Branka Šegvić, HUPE Split



HUPE Varaždin

The second HUPE Varaždin Branch meeting was held on February 8, 2017 at Orehovica Primary School (Školska ulica 2, Orehovica, Međimurje).

It was attended by 13 teachers (two teachers cancelled their arrival). There were supposed to be two presenters, but one of them cancelled due to illness.

Thanks to Ms Damira Mršić, Oxford University Press, we still had the opportunity to participate in two workshops:

1. "Expand Your Lessons with Digital Tools" where she explained how to use different digital tools in the classroom, like Voki, Popplet, Padlet, Timetoast, Dvolver, Quizlet, Animoto, Google Maps and
2. "Oxford Big Read" where she showed us benefits of reading and gave us many ideas how to use books with our pupils.

I was really happy to see and meet so many nice people.

Thank you all for coming and hope to see you soon again!

Best regards,

Adela Tompoš

HUPE Varaždin Branch President

HUPE ZAGREB SECOND BRANCH MEETING

The second Zagreb branch meeting was held on 8th December in Knjižnice grada Zagreba. This was our first meeting in cooperation with American Corner Zagreb, led by Ms Marina Lončar. American Corner in Zagreb is a partnership between the U.S. Embassy in Croatia and City Library Bogdan Ogrizović.

There were 30 teachers and librarians who also joined our meeting.

Our speaker was Ms Jacqueline Stefkovich from Pennsylvania State University. Ms Stefkovich is a Fulbright Scholar in Croatia and professor Emeritus in Educational Leadership. The talk was Students Free Speech Rights in U.S. Primary and Secondary Schools.

Under the U.S. Constitution, students have free speech rights. However, these rights are limited in the school setting. Professor Stefkovich has written and conducted research on this topic for many years. In her talk she discussed free speech issues such as student protests, school uniforms and dress codes, school newspapers, cyberbullying and use of cell phones in schools.

We compared the practice in American and Croatian schools, but we also discussed many other various cultural topics. Ms Stefkovich expressed her excitement for being a speaker at the 25th HUPE Conference which will be held in Šibenik in March.





I also informed teachers about the possibility of bringing students for an organised visit to the American Embassy. It is a well-organized event that both students and teachers enjoy. Speaking from my own experience, our students loved talking to diplomats as much as they loved talking to the Marines who work there.

Hopefully we shall meet again at American Corner. I want to thank Ms Lončar for hospitality and enthusiasm.

Lana Duka Zupanc
HUPE Zagreb

THIRD HUPE ZAGREB BRANCH MEETING

Our third meeting was held on 3rd February 2017 again in collaboration with American Corner and Ms Marina Lončar. It took place in Multimedia Hall at the Children's Department of the City Library.

This time our guest was an American diplomat, Mr Christian Wright who works at the American Embassy in Zagreb. Mr Wright has been a diplomat for 14 years and has served several countries before coming to Croatia. He is in charge of the Public Affairs Department at the Embassy.

The title was U.S. Holidays: American Public Holidays and Their Reason for Being. It was a very interesting evening. Many topics were dealt with because teachers had so many questions. One of the most interesting things was discovering that many of the public holidays are on Monday!

We also spoke about the Native Americans, the life in Croatia, inevitable comparisons, guns, travelling, advantages and disadvantages of being a diplomat. Mr Wright pointed out how this way of life involves constant learning which keeps one younger. Croatia is a very popular destination among diplomats, and one of the major beauties of Zagreb is that it is so compact, walkable and safe. We couldn't agree more.

After his talk, I informed fellow teachers about our 25th Conference and announced that there will be three speakers from the Embassy. They are: Ms Jacqueline Stefkovich, who will talk about Ethical issues for teachers; Ms Marina Lončar, who will tell us about American Corners in Croatia, and Ms Erin McHugh who will have a live lesson with students from Primary School Brodarica.





Finally, at this conference we will have students volunteers from Zagreb and Zadar Universities, future teachers (5th year students). This is a very important part of their education and a great help for all of us who organise such a big event.

We also talked about organised transport to the Conference which will be organised as usual.

There were 40 teachers and it was a great way to spend a Friday evening.

I would like to thank Ms Maca Bahlen from the Embassy who organises students visits to the Embassy and who is a great help for us, teachers, as well!

Lana Duka Zupanc
HUPE Zagreb

HUPE Zadar

The first Zadar HUPE Branch meeting was held on June 29, 2016. The venue was Elementary school Šime Budinić - Zadar. 17 teachers attended the meeting and enjoyed the interesting workshop, as well as the relaxing atmosphere.

This time we had one workshop: **Creative Writing and ICT**, run by **Lana Kulišić**. She presented many interesting ideas and impressions and these were discussed further by everyone. The evidence of success will be in the improved use of ICT in teaching and classroom activities, encouraging initiatives which will arouse a new interest among students.

Further on, we discussed the use of an interactive whiteboard in the classroom, we performed internet searches and integrated interactive teaching materials.

Our following meeting will be held in December.

Zadar HUPE Branch President
Fani Paleka



The second Zadar HUPE Branch meeting was held on December 3, 2016. The venue was Elementary school Šime Budinić - Zadar. 18 teachers attended the meeting and enjoyed the interesting workshop and motivating workshop.

This time we had one workshop: **Teaching Life Skills**, run by **Sanja Ivoš**. Key issues are how to prevent the creation of segregated school settings, so as to improve equity in education; how to accommodate the increased diversity of mother tongues and cultural perspectives and build intercultural skills; how to adapt teaching skills and build bridges with migrant families and communities. It would be desirable to improve the quality of the training provided, in particular by ensuring that there is proper background preparation for training periods, laying emphasis on the improvement of spoken skills, the study of language learning strategy and teaching methods and refreshing knowledge of the culture of the country whose language they are or will be learning.

Our following meeting will be held in March.

Zadar HUPE Branch President

Fani Paleka



The third Zadar HUPE Branch meeting was held on March 4, 2017. The venue was Elementary school Šime Budinić - Zadar. 14 teachers attended the meeting and enjoyed the interesting workshop and motivating workshop.

This time we had one workshop: **“What an interesting story”**, run by **Ružica Kandić**.

The goals and purposes of the workshop included the promotion of books and of reading as a valuable leisure activity, reading of the texts and presentation of the photos on a screen, presentation of a play (collage of scenes as developed by the participants). The final part of the workshop was reserved for a general presentation of the strategies and overall results of all the participants (teachers) that have taken part, including discussions with the workshop moderator.

Our following meeting will be held in June.

Zadar HUPE Branch President

Fani Paleka

INTERNATIONAL CONFERENCES

IATEFL Slovenia Conference was held in Terme Topolšica from 9th to 12th March 2017. As always, the conference had a memorable and inspiring theme – this year it was ‘I teach, therefore I learn’. It inspired us all to evolve, share and engage... and most importantly, to become better teachers.

During these hectic three days, we had the opportunity to take part in 5 plenary sessions and over 65 workshops. The first opening plenary called **“This house regrets the fact that social media have become primary source of information”** (Debate club Logos, mentor Jakob Štraus) was something new and impressive. Students took the floor and thought us – the teachers – about debate. What is more, they challenged us to go out of our comfort zone and use debate as a teaching tool - not just for English language but also for culture, social and everyday life issues. Huw Lever had another impressive plenary session called **“I link therefore I am: issues for Education Technology and Continuing Professional Development in an online environment”** where he discussed the use of technology in the classroom and encouraged teachers to engage more actively in social networking or, in other words, to communicate the way our students communicate. He successfully presented many benefits social networking can contribute to both our teaching and our professional development.

Workshops introduced us to a mix of interesting and engaging topics from technology in the classroom, through teaching grammar and vocabulary, to using theatre and acting in our teaching. However, I could notice that using games was one of the hottest topics at this year's conference. Croatia also had a representative in this field – Sanja Rašković with her workshop “A bucket full of games and activities”. Being interactive and fun, no wonder there was not enough room in the hall for everyone who wanted to take part. Well done, Sanja!

Sanja of course was not the only Croatian representative. There were five of us, including my HUPE colleagues – Adela Tompoš, Lidija Branilović and our HUPE president Sanja Božinović. This was my first time at IATEFL Slovenia but now I completely understand why there is never only one Croatian representative in Slovenia. Our Slovenian colleagues really do a great job.

When I say they do a great job, I don't think only about work... You know what they say ‘All work and no play makes Jack a dull boy’. Well, Slovenians have mastered this. Their Friday night social event International Get-to-Know-Each-Other Evening had everything – education, fun and socializing. During this evening the representatives presented their countries with things that say the most – food and drinks. It really gives you an opportunity to meet your colleagues and get an idea about their background and context.

All in all, Slovenian board members really put an effort and it really paid off because it was a great conference in every aspect. The hosts were helpful and nice. Workshops were interesting and inspiring. Social events were imaginative and pleasant. So... IATEFL Slovenia, hope to see you next year as well!

Branka Šegvić
HUPE Split Branch President



A SNEAK PEEK INTO OUR CLASSROOMS

Davorka Nekić

Primary school Ivan Goran Kovačić Vrbovsko
ddnekić@gmail.com

Winter Wonderland

We at Nikola Tesla Primary school in Moravice are true Christmas fans. This can be proved the fact we did several Christmas workshops, each one better than the other. But they all had something in common (besides being connected to that time of the year): it was a great fun to be a part of each and every one of them!

The lower classes made their own Rudolph. You have all heard of Rudolph, the most famous reindeer of all? Well, they created their own Rudolph out of collage paper. All they needed was paper, pencils and erasers, scissors and glue. Rudolph's face was actually their feet while his antlers were their hands. It was a rather chaotic activity in a positive way, of course. They screamed, laughed and helped each other. When they finished cutting the faces and antlers, they glued them together and got the base for their Rudolph. The rest was their choice. Some of them used pompoms while others used gems to decorate their reindeer. However, most of them used glitter to make their creations even more beautiful. Yes, the boys used the glitter, too. In the end, the English classroom was covered with a bunch of hand-made Rudolphins.

The Christmas activities continued throughout the week during which the upper classes made their own Christmas cards which they decorated with a hot glue gun, gems, little stars (they used Sizzix to make them) and glitter. Each card expressed their best wishes for the upcoming holidays.

Christmas spirits were up while making Christmas people out of toilet rolls. All you need are toilet rolls, collage paper, glue, googling eyes, glitter and any other decoration you fancy. All in all, you don't need much to make a toilet roll Rudolph, Santa, reindeer, polar bear or snowman.

We are all into recycling. The three Rs are highly respected in our workshops. We reduce. We re-use. We recycle. So instead of buying new Christmas baubles, we made our own by using plastic Coca-Cola bottles which we cut into three. We kept the top and the bottom of the bottle. We put a thin layer of glue in the bottom part after which we added some artificial snow and let it dry. We decorated the top part with a wooden ornament (Santa, Christmas tree or a snowman) which we coloured and then connected to the bottle cap using a coloured wire. We also pierced a hole in the cap to pull a satin string through (you need something to hang the bauble on the tree, don't you?). The cap was sprayed with golden spray to hide the company's logo. The last step was joining the top and the bottom part. And, voilà – the Christmas baubles were ready!



Christmas stars which were made of toilet rolls and then dipped in a pile of glitter also found their place on our Christmas tree. You don't need much to make them; just toilet rolls that you cut into equal pieces and glue together in a floral shape using a hot glue gun and, of course, glitter!

The biggest and the most demanding project was our winter village which was done in several stages. We used cartons (juice, milk) as a base for the houses. First, we cut the top and then put it together with a hot glue gun in a shape of a roof. We also removed the plastic caps leaving a hole in the roofs. We applied a decoupage glue onto the cartons and put paper napkins on it covering the whole carton. After it was glued we coloured the cartons brown and let them dry for a day. The next day we put another layer of brown on them and let them dry again. While they were drying, we made roofs out of carton boxes such as that of Čokolino or any kind of biscuits. We glued them on the top of the house with a hot glue gun and coloured them white. When they dried, we applied hand-made snow. How did we do it? Well, we needed white concrete paint, a special kind of glue for wood (Drvofix) and a baking soda. We put all the ingredients into a bowl and mixed them together adding a bit of glitter. We applied the mixture to our roofs using knives for decorating cakes (not to worry, the silicone ones). As soon as we applied the snow, we decorated the roofs with colourful buttons and gems... and a little more glitter. After all, it was Christmas and everything needed to be glittering and shining! Right? The houses were decorated with candy canes (yeah, the real ones!), gems, pompoms, buttons, wooden ornaments and snow. At the same time, while making the houses, we made paper trees, polar bears, huskies, deer and reindeer, sleighs, etc. And then it was time to make our Winter Wonderland. One of the dads made a wooden foundation on which we glued our houses together with the rest of the scenery. In front of the each house, there was a Santa holding a name tag, so everyone could see who made which house. The border of the wooden foundation was decorated with little silver baubles and lights while the entire surface was covered with the artificial snow and silver glitter.

All the Christmas projects were presented publicly on 23rd December and all the pupils who had participated in the workshops got a special Certificate of Niceness.

To all the children reading this:

Always be nice to each other because Santa is watching you. As you know, he's making a list of naughty and nice children. So, you better be good to your English teacher...because Santa is watching!



Step into our Disneyland dream!

Davorka Nekić

OŠ Ivana Gorana Kovačića Vrbovsko

PŠ Nikole Tesle, Moravice

ddnekic@gmail.com

You have all heard of Disneyland, haven't you? I guess most of you want to go there and have a blast, am I right? Don't tell me - I know I am!

Well, the 5th class students didn't go there but they learnt about it and imagined how things might look there. They were very imaginative while dreaming of roller coasters, merry-go-rounds, haunted houses, pirate ships, fairytale castles and many more fantasy-like places along with the characters within Disneyland. After learning about Disneyland, they had to face a rather challenging assignment.

They had to make their own pirate ship, fairytale castle or haunted house. They drew pieces of paper and had to make



whatever was written on it. It was really exciting seeing the boys read what they had gotten...and that something was a fairytale castle! I could imagine them covered with glitter and all sorts of shiny things. Just try to imagine it - drawing a piece of paper, wishing for a haunted house or a pirate ship...and getting a fairytale castle! They were shocked at first but then they realized they had no other option but to make that shiny castle.

They had two weeks to design and make their Disneyland creations. And they did it! Each of them had to present his or her project by saying what it was, which materials and techniques were used, what equipment it had and what was inside (some interiors were visible while others weren't so they had to use their imagination to describe the interior).

The whole project was a win-win situation really. They had to use their English to present it so that it was great practice and they had to use a lot of their imagination and creativity to achieve the final goal - the Disneyland dream coming true. On the other hand, I as a teacher had a chance to enjoy in their creativity and their English. A win-win situation - wouldn't you agree?

In the end, we exhibited all their wonderful pieces of art in the school corridors so that everyone who visits the school can see and admire them. They are really proud of their work and I am really proud of them.

Having students like them makes me love my job even more and gives meaning to everything I do.



Ádh na nÉireannach

Davorka Nekić

OŠ I. G. Kovačiča Vrbovsko

PŠ Nikole Tesle, Moravice

Since we are huge fans of Ireland and everything Irish, we definitely celebrate Saint Patrick's Day every year. This year wasn't an exception!

We talked and talked about what to do to make this Saint Paddy's Day special. And finally, we agreed that we could make lanterns, green lanterns. They would be very green lanterns indeed!

So we began our lantern making process. What you need is a mason jar. Be careful to clean it thoroughly so that paint can be applied without any difficulties. We used a glittering green spray for the mason jars and a golden one for the lids. We sprayed the jars green and later on, we added a bit of golden spray just to make them more magical. We left the jars and the lids to dry for a day. We found patterns with fairies which we cut very carefully because of the small pieces and then we glued them onto the surface of the jars (from the outside). We put little lights inside of the jars and put the lids back on. And the lanterns were done!

There was also a cake, a green cake (if you had any doubts about its colour). Roberta and her mom Goranka made it just for us. And they promised to make another one next year! So we are already looking forward to the next Saint Patrick's Day.

Dressed in green...with green lanterns, fairies and leprechauns...enjoying the green cake...listening to Irish folk music...we felt quite Irish!

Until next year...and another green idea...



May the sun shine, all day long,
everything goes right, and nothing wrong.
May those you love bring love back to you,
and may all the wishes you wish come true!

Lá fhéile Pádraig sona dhaoibh! from the 7th class and little old me!

Smartphones – since you can't beat them, use them

Nikolina Ćurković, prof.

OŠ Luka, Sesvete

nikolinacdl@gmail.com

If you are a digital immigrant as I am, then you probably have mixed feelings about the use of smartphones in the classroom.

I try to keep up with new technology, try to understand how it works, and I even try to use it in the classroom whenever I have an opportunity. Nevertheless, I am aware that the changes in new technology happen so fast that sometimes I have the feeling that the world is passing by and I am just standing still, unable keep pace with it.

Fortunately, this feeling does not last for long because everything around me reminds me that I must stay focused on these new things otherwise, I will not be able to do what I like most – teach English.

English teachers, in my humble opinion, are among the first to embrace new technology and everything it has to offer and to use it in their classrooms. We are not afraid of it, and we are often the ones who introduce it and its applications to our colleagues in our schools.

This is why I think that you need to make the best of what these new gadgets offer. Smartphones are now slowly replacing our PCs, laptops, tablets, iPads..., and children these days are more used to them than using a computer. Therefore, I will give you a few ideas on how to use a smartphone in the classroom.

Dictation

We know that children don't like writing, so instead of writing a dictation in their notebooks, why not give them an opportunity to write it using their smartphones? After they have written the dictation, they can exchange their smartphones, and check what they have written. They don't need to send text messages, but if they can send it via an application such as Viber or WhatsApp, they can do so.

Present/Past Continuous

Before you do this task, you need to have the permission of your headmaster and other colleagues because this exercise implies that the students should go outside the classroom and take photos of people doing something. They can be custodians, cooks, other teachers, other students... After they take a photo, the students return to the classroom, show the photo to you and then write some sentences about what these people are/were doing. Be aware that during this exercise there will be a lot of movement and possibly shouting, so it is best if you let the students go out in pairs or in groups of four or five. Also, they should know that they mustn't take photos of people without their knowledge or permission and that all these photos should be deleted afterwards.

Storytelling

For this task, you again need to have the permission of your headmaster. Before you walk into the classroom, try to find as many pictures, symbols, marks, or words that are written, glued, or posted somewhere inside the school. For example, you can take a word from a fire extinguisher, a symbol for evacuation, then a picture from a pinboard, etc. After you have collected at least five of these things, and taken a picture of them, you show the pictures to the students and then give them a limited amount of time to try to find all these things inside the school. They are not allowed to take any notes or pictures of the things they have to find. They have to memorise them all. Do not send all the students at once, let them go in pairs, or in threes or fours... They also have to take a picture of these things and show them to you after they return. If they return after the given time, you can take away one of the words. After all the students have come back with their pictures (they probably won't find everything), they need to make a story using these words and pictures. Here you can practise different things – grammar, tenses, vocabulary...

Interview

To avoid unnecessary noise, divide the students into groups of four. They should think of questions which can vary depending on their age and the things you want to practise. With younger students, you can practise basic questions such as "What's your name?, How old are you?, Where are you from?"...; while with the older ones you can choose any topic you like. The pupils think of a number of questions in groups, write them down and choose among themselves who will be the interviewer and who will be the interviewee. These two then go to other groups where they ask or answer the questions. Instead of writing down the answers, they record them with their smartphones. Later the students go back to their groups, listen to the recordings and write down the answers.

There are numerous things you can practise with smartphones, and there are a lot of applications you can use for practising vocabulary, spelling... There are many, many more ways to use them in the classroom, so why not make your lessons more dynamic? After all – if you can't beat them, join them!

UPCOMING EVENTS

1. 15th ELTA Serbia Conference

AWAKEN YOUR CURIOSITY

19-20 May 2017, Singidunum University, Belgrade, Serbia

2. 4th International TETA Conference

16-17 June 2017, Bosanska Krupa, Bosnia and Herzegovina

THANK YOU



CAMBRIDGE
UNIVERSITY PRESS



THANK YOU

udzbenik.hr

PEARSON



Express Publishing



PLATINUM SPONSORS

GOLD SPONSORS

THANK YOU



SILVER SPONSORS






Pilgrims

BRONZE SPONSORS



Would you value more time with MARK Andrews seeing how almost anything around you can be turned into a valuable teaching resource for the language classroom?
If so, here are FOUR MORE chances this summer for you!! Great Professional Development combined with a holiday in wonderful locations!! (Season tickets are available!! ☺)



Date	Location	Our team	Training Course
Jul 2-13	Barnstaple Devon	Mark with Uwe Pohl 	“Inspirational Devon: A musical, artistic and literary journey for teachers of English” This brand new course focuses on the use of music, art and literature in the ELT classroom. Set in Devon's beautiful countryside, we will visit art galleries, meet local musicians and artists, and go to places where famous writers such as William Wordsworth, Charles Dickens, Agatha Christie, Thomas Hardy and Rudyard Kipling have lived, travelled and worked €725 inclusive (€525 for returners)
Jul 16-27	Barnstaple Devon	Mark with Fiona Mauchline 	“ELT can be Green too”. This course has many purposes, but especially for teachers and schools which place a high value on the environment - looking at ways of integrating it into their lessons. It could also be for CLIL teachers. Part of the course involves project/field work working with others on a local topic. €725 inclusive (€525 for returners)
Jul30-Aug6	Sr Karlovci Serbia	Mark with Vladica Radić 	SOL's unique Danube SO(u)L camp with an environmental twist – and Yoga! We are 10km from Novi Sad in the beautiful old town of Sremski Karlovci. Amongst our visits we cross to an island in the middle of the Danube to explore the nature with a local expert through tasks we can repeat with our students. Just €375 inclusive
Aug10-17	Šamorin Slovakia	Mark with Frank Prescott 	SOL'S unique programme this time actually ON the river itself!! (and yoga!) Reflect on your own biography as a teacher with the sight and sound of the Danube flowing past next to you! Such a very relaxing way of looking at your professional identity and a lovely setting to make new friends. Just €375 inclusive

**PLUS SOL'S wonderful Immersion language programmes for students all year round. All details at: www.sol.org.uk
 or contact Irena Holik: irenaholik1@gmail.com or Lana Duka Zupanc: Lana.dukazupanc@gmail.com**