

# **Pack your bags: Turning students into travel agents**

**Adrijana Roždijevac**

*Josip Kozarac Primary School  
Soljani, Croatia*

*"Travel opens your heart,  
broadens your mind and  
fills your life with stories to tell."*

**— Paula Bendfeldt**





# Summary



**01**

**Project overview**

**02**

**Content & structure**

**03**

**Stages & timeline**

**04**

**Assessment**

**05**

**Final product**

**06**

**Feedback**

**07**

**Additional ideas**

**08**

**Project resources**





# Project overview



- **Title:** *Holiday package*
- **Class:** 8
- **Tasks:**
  - **1)** create a 12-slide PowerPoint presentation for a 7-day holiday package for two people for any destination in the world
  - **2)** deliver an oral presentation (5-10 min) of the holiday package as a travel agent
  - **extra:** write a detailed text presenting the holiday package (Word doc)
- **Language outcome:** writing (OŠ (1) EJ A.8.6.) and speaking (OŠ (1) EJ A.8.3.)
- **Skills:** language, research, presentation, critical thinking, financial, digital/media literacy, creativity, ...
- **Cross-curricular subjects:** geography, history, maths/economics, ICT, foreign languages







# Content & structure



**DESTINATION**

**TIME**

**PRICE**

**TRANSPORTATION**



**ACCOMMODATION**

**MEALS**

**DAY-BY-DAY  
ITINERARY**

**BORDER  
FORMALITIES**



**CLIMATE  
&  
WEATHER**

**LOCAL FOOD**

**TRAVEL  
AGENCY**

**RESOURCES**



# Content & structure

- **12 slides** - each slide includes the title, relevant images and captions/short description

Slides	Title	Content
1	<b><i>Title/Cover slide</i></b>	destination, holiday package, student's name and surname
2	<b><i>Travel package</i></b>	destination map, 7 days, date and price for 2 people (€), transportation
3-4	<b><i>Accommodation</i></b>	name, category, number of stars, location/address, rooms, amenities, meals, photos (Booking)
5-9	<b><i>5-day itinerary - Day 1-5 activities</i></b>	at least 4 different activities for each day – sightseeing/attractions, day trips/tours & other activities – e.g. visit the British Museum
10	<b><i>Information about the destination</i></b>	border formalities, official language(s), currency, climate, weather at the time of the visit, dress code, relevant cultural difference + at least 4 major attractions/day trips ticket prices
11	<b><i>Local food</i></b>	at least 4 different local dishes with photos
12	<b><i>Travel agency</i></b>	Travel agency name, address, phone, e-mail, website, student as a travel agent and a logo (Canva)



# Content & structure

- **SEN students:**
  - less content (slides in writing and sentences per slide in speaking)
  - customized (differentiated) project outline and assessment (analytic rubrics)
  - teacher provides a presentation template and exact destination websites if needed
  - students given more time to complete the tasks (with extra help and explanations)
- **8 slides:**
  - **Slide 1:** Title/Cover slide
  - **Slide 2:** Travel package (5 days)
  - **Slide 3:** Accommodation (1 slide only)
  - **Slide 4-6:** 3-day itinerary (3 activities per day)
  - **Slide 7:** Information about the destination (without dress code and cultural differences and/or attractions ticket prices)
  - **Slide 8:** Travel agency

# Content & structure

- **Additional instructions:**
- **each slide** can only include **the title**, relevant **images** and short description/**captions**/ bullet points – **NOT full sentences** & NO copy/paste from the Internet
- pay attention to **the same font and style throughout the presentation**, font size and the visuals (background, colours, animations and effects)
- all the information and images in the presentation have to be an image (screenshot) of a **real service or product** – use images from the **copyright free image repositories** like [www.pixabay.com](http://www.pixabay.com) and [www.unsplash.com](http://www.unsplash.com)
- **descriptions of each slide/topic for the oral presentation** have to be **detailed** (not just what is written or visible on the slide), **real and spoken in full sentences using future tenses without reading** from the presentation or notes - **approximately 3-5 sentences per slide (5-10 min)**
- **websites to use:** [Booking.com](http://Booking.com), [Price of Travel](#), [Wiki Voyage](#), [Trip Advisor](#), [PlanetWare](#), [TourScanner](#), [Get Your Guide](#), [Croatian Ministry of Foreign Affairs](#) (Travel information & Visas)  
**list at least 3 different resources used**

# Content & structure

## HOLIDAY PACKAGE – PROJECT OUTLINE

Student:	Class:			
Destination:				
Price for 2 people for a 7-day holiday (why?):				
Time and date of travel (why?):				
Means of transport (why?):				
Accommodation:				
Name	Category (stars)	Location	Rooms	
Amenities		Meals	Photos	
5-day itinerary (4 different activities for each day – including a day trip for one day):				
	Activity 1	Activity 2	Activity 3	Activity 4
Day 1				
Day 2				

Day 3				
Day 4				
Day 5				
Major attractions/day trips ticket prices (at least 4):				
	Name	Price		
1				
2				
3				
4				
Information about the destination:				
- border formalities (passport, ID card, travel form, visa...):				
- official language(s):				
- currency:				
- climate & weather at the time of visit:				
- dress code:				
- relevant cultural differences:				

Local food (4 different dishes):			
Dishes	Name	Description	
1			
2			
3			
4			
Travel agency:			
Name	Address	Phone	E-mail
Website		Travel agent	Logo
Resources used during the research (at least 3):			
1)			
2)			
3)			



# Content & structure



## HOLIDAY PACKAGE CHECKLISTS

### Research

- ☐ I have used relevant and trustworthy online resources.
- ☐ I have researched a chosen destination.
- ☐ I have found and included information about prices, transport, weather, accommodation, attractions and activities, border formalities, and local food.
- ☐ I have found relevant images of real products and services to accompany the descriptions.

### Presentation

- ☐ I have prepared a 12-slide presentation.
- ☐ My presentation includes a cover with a title and my name.
- ☐ Each slide includes the title, images and captions.
- ☐ My presentation includes all the necessary information (content).
- ☐ I have used the same font and style throughout the presentation.
- ☐ I have checked punctuation, spelling, and grammar.

### Speech





- ☐ I understand all the words and phrases I am using in my speech.
- ☐ I can pronounce correctly all the words in my speech.
- ☐ I can say 3-5 full sentences for each of the slides.
- ☐ I can deliver my speech without reading.
- ☐ I can speak loudly, clearly and facing the audience.
- ☐ I can use correct grammar (future tenses) in my speech.
- ☐ I have practised my speech.





# Stages & timeline



- ✕ • **Duration:** 1.5 - 2 months → 5-6 lessons (45 min each) within the unit about travelling
  - **1) introduction to the project** - teacher gives detailed instructions and explanations (e.g. December 10, 2024)
  - **2) students submit 1st version/draft of PowerPoint presentation and detailed description (text) with resources** used (Word document) – OneDrive edit links via Teams messages (e.g. January 20, 2025)
    - **teacher feedback** (slide by slide) during the lesson (e.g. January 21, 2025)
  - **3) students hand in the final version of PowerPoint presentation for a writing grade** (e.g. February 3, 2025)
  - **4) the oral presentation** with detailed descriptions of the holiday package **for a speaking grade** (e.g. February 5, 2025 on)

# Assessment

- **2 summative grades:**
  - **1) writing** (the PowerPoint presentation)
  - **2) speaking** (the oral presentation of the holiday package)

***Content & structure***

***30%***

***Language use (vocabulary & grammar)***

***25%***

***Presentation skills (oral & visual delivery)***

***20%***

***Pronunciation & clarity (speaking)***

***10%***

***Visual design & technical accuracy (writing)***

***15%***





# Assessment

## Holiday package - analytic rubric for a PowerPoint presentation (writing)

	4 points	3 points	2 points	1 point
<b>Content &amp; structure</b>	Presentation includes 12 slides with all required and correct information (title, travel package, accommodation, 5-day itinerary, border formalities, local food, travel agency). Content is well-organized, clear, and easy to follow. Each slide contains a title with images and accurate, concise bullet points/captions (no full sentences).	Most slides (10–11) included with relevant content. Organization is mostly logical but one or two sections may be unclear or incomplete. Most slides contain a title with images and bullet points/captions (no full sentences).	Some slides included (8–9) and some are missing or incomplete. Organization is uneven or confusing. Some slides include too much text or missing images/key information.	Many slides missing or incomplete (fewer than 8). Structure unclear, text disorganized, or copied entirely from the Internet and include too much text.
<b>Spelling &amp; punctuation</b>	All words are spelled correctly. Correct use of capital letters and punctuation throughout.	Mostly correct spelling, punctuation and use of capital letters with occasional minor errors.	Several spelling, punctuation or capital letter errors that distract the reader.	Many spelling, punctuation or capital letter errors that make reading difficult.
<b>Grammar</b>	Grammar is correct throughout. Uses short, clear bullet points. Tenses and word forms are appropriate for the context.	Minor grammar errors that do not affect understanding.	Frequent grammar mistakes in several slides that sometimes affect meaning.	Many grammar mistakes that make text confusing.
<b>Vocabulary</b>	Uses a wide range of travel-related vocabulary appropriate to the topic (accommodation, weather, local food, activities, etc.). Words are used accurately and precisely.	Good range of travel-related vocabulary, mostly correct use. Some repetition.	Limited travel-related vocabulary. Some incorrect word choices or repetition.	Very limited travel-related vocabulary. Frequent inappropriate or incorrect use of words.
<b>Design &amp; visual appearance</b>	Presentation is visually attractive, consistent, and easy to read. Same style, font, and colour scheme used throughout. Each slide has relevant, high-quality images from copyright-free sources. Animations and transitions used moderately and appropriately.	Mostly consistent design. Images are relevant but sometimes low-quality or poorly placed. Font or colours occasionally inconsistent.	Unclear or inconsistent design. Some slides lack relevant visuals or are overcrowded with text. Animations distract from content.	Poor design. Fonts and colours make text difficult to read. Few or no relevant visuals. Excessive effects or transitions.

\*0 points: if the category does not meet minimum criteria or is missing entirely

# Assessment



## Holiday package - analytic rubric for an oral presentation (speaking)


	4 points	3 points	2 points	1 point
<b>Content</b>	All required information is included (12 slides covered). For each slide, speaks 3–5 full sentences that clearly describe the topic (destination, accommodation, itinerary, etc.). Speech is detailed, accurate, and relevant.	Most required information is included (1–2 slides missing or incomplete). For most slides, speaks 2–3 sentences. Information is mostly accurate and relevant.	Some required information is missing or incomplete. Speaks fewer than 2 sentences for many slides. Some details are inaccurate or unclear.	Many slides are missing or not explained. Information is minimal, unclear, or off-topic.
<b>Vocabulary</b>	Uses a wide range of travel-related vocabulary (e.g. accommodation, attractions, transportation, itinerary). Words are used correctly and naturally. Shows ability to paraphrase when needed.	Uses a good range of travel-related vocabulary with occasional repetition. Some words are used incorrectly but their meaning is clear.	Uses limited vocabulary. Repeats the same basic words frequently. Occasionally uses incorrect or inappropriate words.	Very limited vocabulary. Often uses wrong words or cannot express ideas clearly.
<b>Grammar</b>	Uses Future (Will) Simple, Going-to Future and Present Continuous tenses correctly and consistently. Sentences are mostly accurate and well-structured. Makes 0–3 minor mistakes that do not affect understanding.	Generally correct use of Future (Will) Simple, Going-to Future and Present Continuous tenses but with several minor mistakes (e.g. missing auxiliaries). 4–6 grammar errors, but overall meaning is clear.	Frequent errors in structure and using Future (Will) Simple, Going-to Future and Present Continuous tenses. Often mixes tenses incorrectly. More than 6 errors, sometimes affecting clarity.	Many grammar errors make understanding difficult. Future (Will) Simple, Going-to Future and Present Continuous tenses are mostly used incorrectly.
<b>Pronunciation &amp; clarity</b>	Pronunciation is clear and accurate. Speech is fluent, natural, and easy to understand. Uses appropriate rhythm and intonation.	Pronunciation is mostly clear. A few mispronounced words, but listener can easily understand. Speech sometimes sounds memorized.	Several pronunciation mistakes make parts of the talk unclear. Speech often sounds memorized or unnatural.	Pronunciation problems make it difficult to understand most of the talk. Very little fluency.
<b>Presentation skills</b>	Speaks confidently and freely without reading from notes or slides. Maintains good eye contact and posture. Uses natural gestures and a clear voice. Appropriate pace and volume throughout.	Occasionally glances at notes or slides. Good eye contact most of the time. Speech occasionally too fast/slow or too quiet/loud.	Frequently reads from notes or slides. Eye contact and posture are weak. Volume or pace often make understanding harder.	Reads almost everything from notes or slides. Little or no eye contact. Monotone voice, difficult to follow.

\*0 points: if the category does not meet minimum criteria or is missing entirely

# Final product

## Nassau, The Bahamas

**Holiday package**  
Andela Vukić





### Accommodation

- *The Island House*
- 4-star resort
- Address: Mahogany Hill, Western Road PO Box N-7776-78, Nassau, the Bahamas
- Rooms: double room with a sea view
- Meals: half-board
- Cuisine: local and international



### Travel package

- 7 days in Nassau in the Bahamas for 2 people
- February 12-18, 2024
- Price for the entire package for one person: 2759 €
- Transportation: by plane from Franjo Tudman Airport Zagreb to Nassau International Airport, the Bahamas



### Accommodation

- **Amenities:**
- restaurants, bars, outdoor swimming pool, fitness centre, spa and wellness centre, garden, terrace, kids' playground
- free Wi-Fi, free parking, family rooms, non-smoking rooms, room service, facilities for disabled guests
- movie nights, live performances



# Final product

## Day 1 activities



Relax at Cabbage Beach (Paradise Island)



Visit the Queen's Staircase (downtown Nassau)



Visit Aquaventure Water Park at Atlantis



Explore the Pirates of Nassau Museum

## Day 2 activities



Go on a boat ride to Big Major Cay Island



Swim with the pigs at Pig Beach



Visit the Baha Bay Water Park



Go shopping for souvenirs at Nassau Straw Market

## Day 3 activities



Visit Ardastra Gardens & Wildlife Conservation Centre



Relax at Junkanoo Beach



Go on a quad bike tour around Nassau



Go parasailing at Cabbage Beach

## Day 4 activities



Tour the city of Nassau with public transport (jitney bus)



Visit The Hot Tubs (Clifton Heritage National Park)



Relax at Taino Beach



Visit the Christ Church Cathedral in Nassau

# Final product


## Day 5 activities



Visit the Grand Bahama Island



Go on a clear kayak tour (Lucaya Beach)



Go snorkeling at Peterson Cay National Park



Visit Cooper's Castle

## Information about the destination

- Border procedures: a valid passport, visa, a COVID-19 pass
- Official language: English
- Currency: Bahamian dollar (\$)
- Climate: sub-tropical maritime climate (hot, humid summers and mild, drier winters)
- Weather in February: warm, dry weather with daytime temperatures around 25-27 °C and cooler nights with around 21°C; the ocean temperature: 24-26°C
- Dress code: smart casual clothes in lightweight natural fabrics
- No significant cultural differences



- ✓ Swimming with the pigs: 110 €
- ✓ Clear kayaking: 48 €
- ✓ Quad bike ride: 125 €
- ✓ Cabbage Beach parasailing: 87 €



## Local food



- Conch salad
- Bahamian fish stew
- Bahamian peas and rice
- Johnny cake

## Travel agency

- Tourist agency *Andela's flight*
- Address: 152 Braće Radića Street, Soljani, Croatia
- Phone: +385 97 6610 495
- E-mail: andelasflight@gmail.com
- Website: www.andelas-flight.com
- Travel agent: Andela Vukić



# Feedback

## HOLIDAY PACKAGE *peer assessment*

PRESENTATION ASSESSMENT FORM	3 marks	2 marks	1 mark
Language (grammar and vocabulary)	Speaks clearly and correctly. I do not notice any major grammar or vocabulary mistakes.	Speaks clearly and mostly correctly. There are some mistakes, but I can still understand everything.	I do not understand everything. There are many mistakes due to which I sometimes do not understand what they are trying to say.
Presentation and assignment	All instructions have been followed. They have described a chosen destination. There is information about accommodation, activities, attractions, border formalities, local food and travel agency. The presentation is not too short or too long.	Instructions have more or less been followed. They have described a chosen destination. There is information about accommodation, activities, attractions, border formalities, local food and travel agency but some information is missing. The presentation is mostly of appropriate length.	Instructions have not been followed. Important information is missing in the description of a destination. The presentation is too short.


STUDENT'S NAME	TOPIC	MARKS	COMMENTS



# Feedback

## HOLIDAY PACKAGE

### peer feedback



Friendly  
Informative  
Specific  
Honest

Dear \_\_\_\_\_,

I really liked \_\_\_\_\_

\_\_\_\_\_

but I think you need to work on \_\_\_\_\_

\_\_\_\_\_

If I were you, I would \_\_\_\_\_

\_\_\_\_\_

Yours,

\_\_\_\_\_

## FEEDBACK SANDWICH

*compliment / positive feedback*

*constructive / negative feedback*

*compliment / positive feedback*

### FEEDBACK SANDWICH

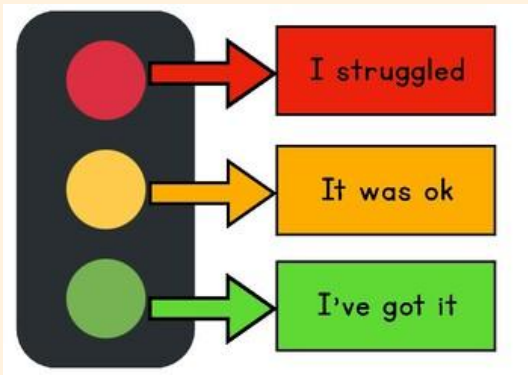

for  
Marco

⊕ Your presentation  
was detailed and the  
design was pretty

⊖ You should work on  
your pronunciation a bit


⊕ You had a good eye contact  
and didn't read from the slides

# Feedback



## HOLIDAY PACKAGE *self-assessment*

After the presentation I felt/was  
(*complete the emoji*):



I think I was especially good at

---

---

---

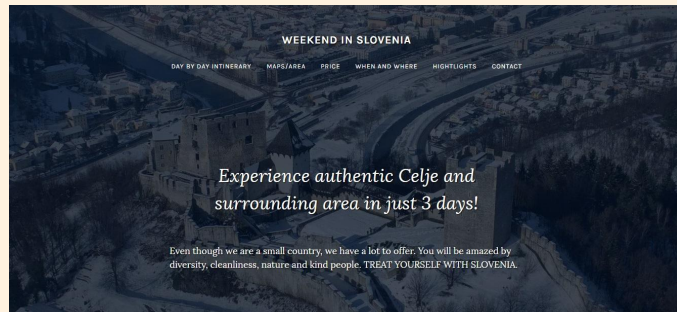

I could improve \_\_\_\_\_  
by \_\_\_\_\_

---



# Additional ideas

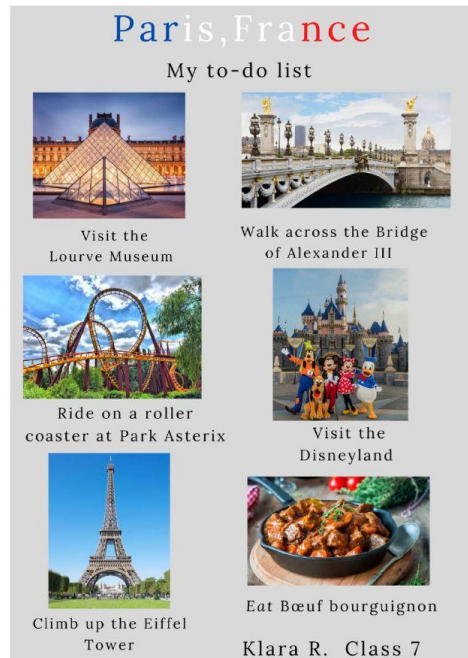
- ✕ **Students:** pair or group work
- **Topics:** *My dream vacation, A trip around the world in 10 days, My Travel Bucket List, A weekend city break in Croatia, Discover my country, A backpacking trip around Asia/The USA, My weekend travel plan, Eco-travel around Europe, Postcards from around the world, My sightseeing to-do list, etc.*
- **Final products:** digital or paper – a travel brochure, a report on travel plan, an advert or a commercial, a travel blog, a vlog, a travel guide, a poster, a podcast, a travel agency or destination website, a pub quiz, a travel diary, a mind map, an interview, an e-book, a travel magazine, etc.



# Additional ideas

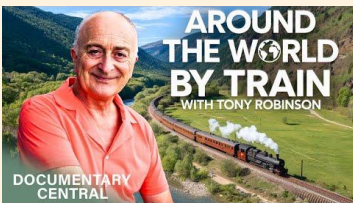


## My sightseeing to-do list - Class 7

- **Canva poster** (only 1 page)
  - **name of the city & country in the title** (any city in the world you'd like to visit) - e.g. Seoul, South Korea - My to-do list
  - **do the research on the Internet** (e.g. top sights/tourist attractions in Bangkok)
  - **5 to-do things/activities/sights & 1 local food/dish with photos for each** - e.g. dive with whale sharks in Oslob, Cebu, eat sushi in Tokyo, Japan
  - **name & class**, e.g. Ivana K., Class 7
- 
- **basis for an oral presentation** in February (**detailed sightseeing plan for 2 days** as if you've already visited the place with info about the sights and a local dish, what people are like, your experience, if you'd recommend it & why/why not) - **all written in NB (Word)** - from Tuesday, February 4, 2025 on
- 
- **send the poster (1st version/draft) as a Canva edit link via Teams messages** - deadline: Monday, January 13 by 5 pm
  - **poster & description (text) feedback** during the lesson on Tuesday, January 14
  - **final poster version + text in NB or Word via Teams** (send a message) - deadline: Monday, January 20 by 5 pm



# Additional ideas

- **Content:** travel companions, souvenirs and local products, architecture, reviews and testimonials, comparing two destinations, culinary tours, etc.
- **Research:** travel shows, movies, podcasts, travel v/blogs, documentaries, etc.



## TRAVEL COMPANIONS

Jasna

is your 18-year-old close friend. She loves art and music, and plans on studying to be an art teacher. She's also passionate about protecting the environment. She enjoys cycling and walks, but she isn't very athletic otherwise. In fact, she easily gets motion sickness. She's a vegan.



Mario

is your 50-year-old father. He loves sports and following sport statistics. He hasn't been abroad much, and he doesn't speak foreign languages, even English, so he's quite nervous about travelling abroad. He loves home-cooked meals, so he's not very adventurous with foreign cuisine. He's lactose intolerant.



© Petra Krhlanko

# Holiday package resources

[bit.ly/HolidayPackageProjectAR](https://bit.ly/HolidayPackageProjectAR)

OneDrive folder





Any Questions?



Q & A

[adrijana.rozdijevac@gmail.com](mailto:adrijana.rozdijevac@gmail.com)



**Thank you  
for  
your attention!**